

A Field Guide To
Kelp Forests of the Santa
Barbara Channel

Fourth Edition



**Santa Barbara Coastal
Long Term Ecological Research Program**



**A Field Guide to
Kelp Forests of the Santa Barbara
Channel**

**Santa Barbara Coastal
Long Term Ecological Research Program**

by

**Clint Nelson, Christine Donahue, Shannon
Harrer, and Dan Reed**

**Marine Science Institute
University of California
Santa Barbara, CA USA 93106**

Fourth Edition

2009

TABLE OF CONTENTS

| | |
|--|-----|
| Acknowledgements | i |
| Introduction and How to use this book | ii |
| About the Santa Barbara Coastal Long Term Ecological Research Program | iii |
| Phylum Chlorophyta – Green Algae | 1 |
| Phylum Phaeophyta – Brown Algae | 2 |
| Phylum Rhodophyta – Red Algae | 6 |
| Phylum Bacillariophyta – Diatoms | 16 |
| Phylum Magnoliophyta – Sea Grasses | 17 |
| Phylum Porifera – Sponges | 18 |
| Phylum Cnidaria – Hydroids, Anemones, Gorgonians, Corals | 19 |
| Phylum Annelida – Worms | 26 |
| Phylum Mollusca – Snails, Bivalves, Octopus | 28 |
| Phylum Arthropoda – Barnacles, Crabs | 36 |
| Phylum Ectoprocta – Bryozoans | 38 |
| Phylum Echinodermata – Sea Cucumbers, Sea Urchins, Sea Stars, Brittle Stars | 42 |
| Phylum Chordata – Tunicates, Sharks, Rays, Fish, Mammals | 48 |
| Index | 73 |

Acknowledgements

We thank Mike Anghera, Bryn Evans and Brent Mardian for their efforts in co-authoring previous editions of this field guide. Carey Galst, Margaret Jolley, Monica Pessino, Cherlyn Seruto, and Allan Willis contributed substantially to the preparation of previous editions.

The following individuals provided photographs:

Shane Anderson, Mike Behrens, David Huang, Kevin Lafferty, Ron McPeak, Stuart Halewood, Steve Lonhart, Chad King, Rick Starr, Carl Gwinn, Janna Nichols, Jared Kibele, Bill Bushing, Douglas Klug, and SIMoN NOAA.

Funding was provided by the National Science Foundation's Long Term Ecological Research Program. This book is intended for educational use only. No portion of it may be reproduced for other purposes without the consent of the authors.

Introduction

This guide contains information on the common marine seaweeds, invertebrates, fish, and mammals that inhabit the shallow rocky reefs of the Santa Barbara Channel. Its primary purpose is to aid students, staff and faculty researchers of the Santa Barbara Coastal Long Term Ecological Research program (SBC LTER) in field identification. It also provides those less familiar with the Santa Barbara Channel with a glimpse of the diverse marine life that can be found at SBC LTER study sites. SBC LTER is one of 26 sites established and funded by the National Science Foundation to investigate long-term ecological phenomena. More information on SBC LTER's mission and research can be found at: <http://sbc.lternet.edu>.

How To Use This Book

Taxa in this book are generally arranged in phylogenetic order. Each organism is identified by its scientific name and common name, if available. Brief information on key characteristics used in identification and size is provided for each taxon. The occurrence and distribution of each organism is described as follows:

Abundant = frequent and numerous

Common = frequent and moderately abundant

Uncommon = infrequent and sparse

Rare = infrequent and extremely sparse

Local = present at only a few sites

Widespread = ubiquitous, present at most sites




Santa Barbara Coastal
Long Term Ecological Research

About the Santa Barbara Coastal Long Term Ecological Research Program

The Santa Barbara Coastal Long Term Ecological Research Program (SBC LTER) is part of the National Science Foundation's (NSF) Long Term Ecological Research (LTER) Network. NSF established the LTER Network in 1980 to support research on long-term ecological phenomena. The LTER Network is a collaborative effort involving more than 1100 scientists and students investigating ecological processes over long temporal and broad spatial scales. The 26 sites in the LTER network represent diverse ecosystems and research emphases. The Network promotes synthesis and comparative research across sites and ecosystems and among other related national and international research programs. The research focus of the SBC LTER is on ecological systems at the land-ocean margin. Although there is increasing concern about the impacts of human activities on coastal watersheds and nearshore marine environments, there have been few long-term studies of linkages among oceanic, reef, beach, wetland, stream, and terrestrial habitats. SBC LTER is helping to fill this gap by studying the effects of oceanic and coastal watershed influences on kelp forest ecosystems in the Santa Barbara Channel. Additional information on the research activities of SBC LTER can be found at <http://sbc.lternet.edu>.

Phylum Chlorophyta



Ulvoid spp.

Sea Lettuce

Identification: Very thin bright green algae with leafy transparent blades. Genera include *Ulva* and what was formerly *Enteromorpha*.

Size: 5-20 cm blade length

Occurrence: Locally common



Cladophora graminea

Identification: Grows grayish-green to dark green tufts. Sometimes appear striped. Very long coarse filaments with few orders of branching in upper portions. Primarily dichotomous or trichotomous in lower portions.

Size: 4-10 cm in height

Occurrence: Locally common



Codium fragile

Dead Man's Fingers

Identification: Spongy, compact, tubular finger like branches extend from a broad base. Color dark green to blackish-green. Often covered filamentous red algal epiphytes

Size: 10-40 cm in height, 10-20 cm common locally

Occurrence: Locally common on ridges at high relief sites.

Phylum Phaeophyta



Filamentous brown spp.

Identification: Tiny, finely branched, brown filaments which can form dense mats. Common genera include *Ectocarpus*, *Giffordia* and *Hincksia*.

Size: To 30 cm, 5-10 cm common locally

Occurrence: Widespread and abundant



Colpomenia spp.

Identification: Sac-like alga with broad basal attachment. Color from olive to medium brown.

Size: To 10 cm in diameter, 3-5 cm common locally

Occurrence: Common at island sites, uncommon locally



Dictyota spp.

Identification: Smooth thin blades with small indentations on the rounded tips. Olive to dark brown, often with iridescent margins. Dichotomous to pinnate branching arising from a branched stolon. No midrib.

Size: To 45 cm in height, 5-10 cm common locally, blades 1-2 cm wide

Occurrence: Widespread and common

Phylum Phaeophyta



Dictyopteris undulata

Identification: Distinct midrib running through branches. Thalli irregularly dichotomous with short terminal branches. Color yellowish-brown to olive with some iridescence.

Size: 8-12 cm in height, sometimes reaching 30 cm

Occurrence: Locally uncommon



Taonia lennebackerae

Identification: Thallus very thin and bladelike with no midrib. Light to medium brown in color. Blades often split or torn along the top margin at maturity.

Size: 10-30 cm in height

Occurrence: Locally common



Desmarestia ligulata


Acid Weed

Identification: Thin annual thalli with a midrib that rises from a small discoid holdfast. Olive to dark brown with fine branching in young specimens becoming broader with less branching in mature individuals. Blades lie low along substrate, can blanket the bottom at high densities.

Size: To 3 m locally

Occurrence: Widespread and abundant

Phylum Phaeophyta



Laminaria farlowii

Oar Weed

Identification: Single long, wide blade with deep depressions in longitudinal rows. Dark brown color with short stipe and strong compact branching haptera.

Size: To 4 m in blade length, with up to a 7 cm stipe length

Occurrence: Locally common



Pterygophora californica

Palm Kelp

Identification: Long woody stipe flattens at apex to support numerous lateral sporophylls and a terminal blade with a midrib. Medium to dark brown. Juvenile blades similar to *L. farlowii* but with thickening or midrib in center of blade.

Size: Stipe up to 1 m, blades 1-2 m locally

Occurrence: Widespread and abundant



Eisenia arborea

Southern Sea Palm

Identification: Erect tree-like stipe that terminates into two branches bearing leafy blades with toothed margins. Juveniles begin as a single blade with wavy lobes and spines around the edges (right picture)

Size: To 1-2 m in height

Occurrence: Abundant at island sites, rare on mainland reefs

Phylum Phaeophyta



Egregia menziesii

Feather Boa Kelp

Identification: Canopy forming kelp with a thick, flat stipe with numerous small ovate blades and floats along its entire length. Juvenile shown in left picture.

Size: To 5-15 m in height, blades to 8 cm in length

Occurrence: Locally common on shallow reefs



Macrocystis pyrifera

Giant Kelp

Identification: The largest of kelps possessing many round stipes each bearing numerous blades attached by gas filled floats. Large conical holdfast of root like haptera. Juvenile pictured in corner.

Size: To 30 m in length

Occurrence: Widespread and abundant



Cystoseira osmundacea


Bladder Chain Kelp

Identification: Dark brown to light tan bipinnate radial branches flattened in lower portion . Cylindrical holdfast often covered in epiphytes. Numerous reproductive fronds rise to the canopy annually, buoyed by many small gas filled bladders.

Size: Reproductive fronds to 8 m, blades 1-3 cm wide, thallus to 1 m tall

Occurrence: Widespread and common

Phylum Phaeophyta



Sargassum muticum

Wireweed

Identification: Large fucoid alga with small leaf like blades and toothed margins that occur singly along the thallus. Medium to dark brown in color. Small cylindrical nematocysts borne in clusters.

Size: To 2 m in height, blades to 10 cm long

Occurrence: Common at island sites, uncommon along the mainland

Phylum Rhodophyta



Scinaia confusa

Identification: Rose pink densely branched thallus. Tubular gel filled branches divided dichotomously with pointed tips.

Size: 3-15 cm in height

Occurrence: Locally common



Gelidium robustum

Agarweed

Identification: Mostly compressed ovate dark red branches with unbranched basal axes. Lateral branchlets occasionally produce unbranched branchlets from flattened surfaces. Often covered by white encrusting bryozoans.

Size: To 40 cm, branches 2-5 mm wide

Occurrence: Locally abundant on ridges of high relief reefs.

Phylum Rhodophyta



Encrusting red spp.

Identification: General category used for encrusting leathery species of red algae that form a thin fleshy layer over hard substrates. Common genera: *Mastocarpus* and *Hildenbrandia*.

Size: Variable, patches 3-30 cm in diameter

Occurrence: Locally common in urchin barren areas, uncommon elsewhere




Encrusting coralline spp.

Identification: Calcified crusts of pinkish algae that cover the surface of hard substrates. Often intermixed with other erect species of coralline algae. Common genera: *Pseudolithophyllum*.

Size: Variable

Occurrence: Widespread and abundant



Lithothrix spp.

Stone Hair

Identification: Thinly branched calcified alga. Dull purple to pink in color. Primary branching dichotomous, but irregular lateral branches, gives a stringy look. Branched in many planes

Size: To 13 cm in height

Occurrence: Rare

Phylum Rhodophyta



Corallina chilensis

Formerly *Corallina officinalis* var. *chilensis*

Identification: Pink to purple calcified fronds with white tips. Bipinnate to tripinnate branches become shorter near apex and tend to lie in one plane.

Size: To 15 cm in height, 3-10 cm locally

Occurrence: Common and widespread



Bossiella orbigniana

Identification: Pink to purple calcified alga with numerous delicate branches. Branches articulated and nearly always dichotomous with thicker center. Wings curve convexly down midrib. Raised conceptacles in center of segments

Size: To 15 cm in height, 5-10 cm locally

Occurrence: Common and widespread




Calliarthron cheilosporioides

Identification: Articulate pink coralline alga with coarse pinnate branching. Branching sometimes dichotomous near base. Wings angle upward toward long axis of branch. Raised conceptacles along the edge of segments

Size: To 30 cm tall, segments to 7 mm wide

Occurrence: Common at island sites, uncommon but widespread elsewhere

Phylum Rhodophyta

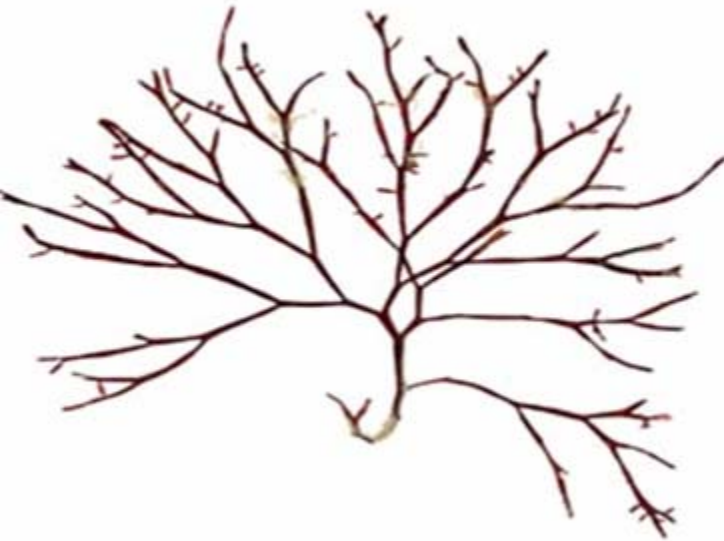


Bladey red spp.

Identification: General category used for species with large ovate blades that are difficult to distinguish (e.g. *Halymenia*, *Schizymenia*). Also includes small recruits of other species of large bladed algae (e.g., *Chondracanthus* spp).

Size: To 40 cm

Occurrence: Common and widespread



Prionitis spp.

Identification: Dichotomous or irregularly branched thalli. Deep red flattened blades lie in one plane. Blades taper at tips and branching junctions and often have small proliferations along the side. Local species: *P. augusta* and *P. linearis*.

Size: 10-25 cm in height locally

Occurrence: Rare



Prionitis lanceolata

Identification: 1-2 stipes originating from a discoid holdfast. Irregular branching blades pinnate, tapered to a sharp tip, and frequently longer toward base of plant. Dark red turning to yellow in color.

Size: 20-30 cm in height, branches 1-3 cm wide

Occurrence: Locally uncommon

Phylum Rhodophyta



Callophyllis flabellulata

Identification: Branched, firm cartilaginous thallus with apices of branches uneven and finely dissected. Blades without midrib or veins.

Size: 4-10 cm in height

Occurrence: Widespread and common



Sarcodiotheca furcata

Identification: Drab red color with irregular branching that is narrow below, arising from rounded stipes and a small discoid holdfast. Sharply terminated blades

Size: To 25 cm in height, blades 10-20 mm wide and to 1 mm thick

Occurrence: Widespread but uncommon



Gracilaria spp.

Identification: Numerous thin cylindrical branches arising from a discoid base. Radial branching in irregular directions. Includes *Gracilaria* spp. and *Sarcodiotheca gaudichaudii*.

Size: 6-20 cm tall, branches 2-5 mm broad

Occurrence: Widespread and common especially on reefs with sand channels and sand flats

Phylum Rhodophyta



Gymnogongrus complex

Identification: Includes *G. chiton* (formerly *G. platyphyllus*), *Ahnfeltiopsis leptophyllus* and *Ahnfeltiopsis linearis* (formerly *G. leptophyllus* and *G. linearis*). Thalli thick bushy and clumped. Similar to *Prionitis* but with large circular reproductive structures throughout that cover almost the entire width of the blade. Color dark red

Size: To 25 cm in height

Occurrence: Locally uncommon




Stenogramma interrupta

Identification: Dichotomously branched. Resembles *Rhodymenia*, but has a discoid holdfast and an interrupted midrib when reproductive. May have dark blotches on blade. Color: deep red.

Size: 6-30 cm in height

Occurrence: Locally uncommon



Chondracanthus spp.

Formerly *Gigartina* spp., *Mazzaella californica*

Identification: Broad, deep red blades sometimes iridescent, rarely divided but taper to a narrow holdfast. Larger blades are covered in bulbous papillae growths. Local species include *C. corymbiferus* and *C. exasperatus*.

Size: To 1 m in length, holdfasts to 1-5 cm wide

Occurrence: Widespread and abundant

Phylum Rhodophyta



Chondracanthus spinosa

Formerly *Gigartina spinosa*

Identification: Broad, deep red blades with main branches commonly narrow and repeatedly branched. Blades noticeably narrower than *C. corymbiferus* with larger papillae and numerous spine-like to bladelike branchlets.

Size: 20-30 cm in height, 4-6 cm wide

Occurrence: Locally common at shallow depths, rare elsewhere



Halosaccion glandiforme

Sea Nipples

Identification: Several simple sacs which originate from a single holdfast. Pink to dark purple in color. Bladder filled with seawater.

Size: Sac to 25 cm in length, 3-5 cm common locally

Occurrence: Widespread but rare. Occasionally found at Naples



Rhodymenia spp.

Identification: Includes *R. californica*, *R. pacifica*, *R. rhizoides* etc. Thalli bushy and clumped, one to many erect or spreading blades dichotomously or flabellately branched on short stipes. Color dark red to a bleached pink.

Size: To 15 cm in height

Occurrence: Widespread and abundant

Phylum Rhodophyta

Filiform red spp.

Identification: General category for red feather-like branching algae that are difficult to distinguish to species underwater.

Common genera: *Microcladia*, *Ptilota*, *Neoptilota*, *Plocamium*, *Rhodoptilum*

Size: 10-50 cm in height

Occurrence: Widespread but uncommon



Phycodrys setchellii

Identification: Dark pink to brownish-red.

Leaf-like dichotomous divisions from base with rounded apices, conspicuous percurrent midribs and lateral veins.

Size: To 20 cm in height

Occurrence: Widespread but uncommon



Polyneura latissima

Identification: Thin, pink to red crinkly blades with a net-like system of macroscopic veins. Blade margins entire when young, becoming uneven with age..

Size: 12-15 cm in length

Occurrence: Widespread and common



Phylum Rhodophyta



Nienburgia andersoniana

Identification: Alternating irregular branches with spines on margins usually in one plane. Upper portions have inconspicuous midrib with lateral veins.

Size: Main axes 1-2 cm broad, commonly 5-20 cm in height

Occurrence: Widespread and common



Acrosorium ciliolatum

Formerly *Acrosorium uncinatum*

Identification: Thin, ribbon-like, irregularly branched blades. Blades irregularly hooked at ends. Frequently epiphytic. Color deep rose red. Commonly found attached to *Diopatra ornata* tubes.

Size: 3-10 cm diameter clumps

Occurrence: Locally common



Cryptopleura spp.

Identification: Thalli differentiated into erect, ribbon-like bases. Blades characterized by a collection of macroscopic veins dividing and gradually spreading upward, becoming narrow and eventually microscopic.

Size: 10-30 cm in height

Occurrence: Locally uncommon

Phylum Rhodophyta



Cryptopleura ruprechtiana


Formerly *Botryoglossum farlowianum*

Grape Tongue

Identification: Large deep red slightly iridescent blades with visible veins and densely ruffled blade margins.

Size: Erect axes 10-50 cm in height, blades 2-3 cm wide

Occurrence: Widespread and common



Red turf spp.

Identification: Low growing turf consisting of filamentous and juvenile red algae.

Common genera include: *Polysiphonia*, *Pterosiphonia*, and *Tiffaniella* as well as juveniles of many species that are difficult to tell apart.

Size: 1-3 cm in height

Occurrence: Widespread and common



Filamentous red spp.

Identification: Thin, finely branched polysiphonous red algae. Frequently forms tufts or clumps. Common genera include: *Ceramium*, and *Polysiphonia*

Size: To 20 cm in height

Occurrence: Widespread and common

Phylum Rhodophyta



Laurencia spp.

Identification: Erect bushy thalli with short stubby pinnate or radial branches ending in a blunt tip with terminal cystocarps. Color ranging from brown to rich red. Often encrusted with many epiphytes and silt.

Size: 3-10 cm in height

Occurrence: Locally common



Osmundea spectabilis

Formerly *Laurencia spectabilis*

Identification: Dense cluster of axes on a conical base. Blades are thick, pinnate, flattened, with round tips. Texture: tough, elastic. Color: purplish red.

Size: To 30 cm

Occurrence: Locally uncommon

Phylum Bacillariophyta



Benthic Diatoms

Identification: Common yellow-brown algae forms a fuzzy film or mat on rocks and other hard substrates. Delicate strands of these diatoms look like filamentous brown algae but break apart when touched. Common genera: *Vaucheria*

Size: Mats usually under 1 cm tall but can cover several meters of reef. Occasionally 2-4 cm tall strands form and can also cover large areas of reef.

Occurrence: Widespread and abundant

Phylum Magnoliophyta



Phyllospadix torreyi

Surfgrass

Identification: Bright green narrow wiry leaves with flowering stems arising from a densely mingled rhizomatous mat. Separate sexes. Flowers arranged in spadices.

Size: Leaves 2-4 mm wide, 1-2 m long.

Occurrence: Widespread and common at shallow depths



Zostera marina

Eelgrass

Identification: Dull, light green, strap-like leaves with long flowering stems. Monocious. Flowers inconspicuous in spadices.

Size: Leaves 6-12 mm wide and 30-150 cm long, flowering stems 1-3 m long

Occurrence: Locally abundant in sand at protected sites

Phylum Porifera



Leucilla nuttingi

Urn Sponge

Identification: Urn-shaped, cream white with a single osculum at the distal end. Usually found in groups of 5-10 individuals.

Size: To 4 cm tall

Occurrence: Widespread and common



Spheciospongia confoederata

Moon Sponge

Identification: Massive, smooth gray sponge, leathery in texture, with numerous crater-like oscula on outer ridge.

Size: To 1 m long and 30 cm thick

Occurrence: Locally common



Tethya californiana

Formerly *Tethya aurantia*


Orange Puffball Sponge

Identification: Porous, globose sponge with very rough outer surface. Color ranges from orange to yellow. Cylindrical or ball shaped.

Size: To 8 cm in diameter

Occurrence: Common and widespread

Phylum Porifera



Acanthancora cyanocrypta


Formerly *Hymenamphiastra cyanocrypta*

Cobalt Sponge

Identification: Thin encrusting sponge. Cobalt blue in color.

Size: To 1 m

Occurrence: Uncommon



Encrusting sponge spp.

Identification: Encrusting growth form.

Numerous species that vary widely in color. Species distinguished by spicules.

Size: Commonly cover 30 cm or more and can be up to 5 cm thick, usually thin 1-3 cm

Occurrence: Widespread and abundant

Phylum Cnidaria



Aglaophenia spp.

Ostrich-Plume Hydroid

Identification: Large feather-like brown plumes consisting of a central stalk with numerous alternating pinnate branches. Local species include *A. latirostris*, *A. struthionides*, *A. epizoica*, and *A. inconspicua*.

Size: To about 12 cm in height

Occurrence: Widespread and abundant

Phylum Cnidaria



Abietinaria spp.

Coarse Sea Fir Hydroid

Identification: Large, flask-shaped polyp with pinnate alternate branching. There are over seven known species found locally.

Size: To 5 cm in height

Occurrence: Widespread and common



Obelia spp.

Wine-Glass Hydroid

Identification: Long, branching colonies that have polyps with clear sheaths. Often covered in silt, resulting in a brownish appearance. There are over four known species found locally, some of which are believed to be introduced. Species distinguished by branching pattern. Common species are often dichotomously branched.

Size: To 10 cm in height

Occurrence: Uncommon



Plumularia spp.

Hydroid

Identification: Colony of upright feather-shaped plumes. There are over five known species found locally.

Size: To 2 cm in height

Occurrence: Widespread and abundant

Phylum Cnidaria



Urticina piscivora

Fish Eating Anemone

Identification: Deep, red column with tentacles that are usually white, but occasionally red.

Size: Crown diameter to 20 cm, locally 2-5 cm

Occurrence: Uncommon



Urticina lofotensis

White-Spotted Rose Anemone

Identification: Column is very distinctive red, with white spots. Tentacles are scarlet to crimson.

Size: Crown diameter to 10 cm

Occurrence: Widespread and common



Anthopleura sola

Aggregating Anemone

Identification: Longitudinal rows of adhesive tubercles on column, and the tentacles are short and abundant. Striped oral disc. Occur in aggregations or as solitary individuals.

Size: Crown diameter up to 9 cm

Occurrence: Widespread and common

Phylum Cnidaria



Anthopleura artemisia

Moonglow Anemone

Identification: Many different color variations, white bands on arms, central disk often buried in sand.

Size: Crown diameter 2-4 cm locally

Occurrence: Widespread and abundant



Anthopleura xanthogrammica

Giant Green Anemone

Identification: Found as solitary individuals. Covered with abundant adhesive tentacles that are short, conical, and either pointed or blunt. Usually greenish in color.

Size: Crown diameter up to 25 cm

Occurrence: Locally common



Phyllactis spp.

Sand Anemone

Identification: Short, slender, clear tapering tentacles that have black stripes. Oral disk level with sand surface and covered with sand particles.

Size: Crown diameter 1-3 cm locally

Occurrence: Widespread and abundant

Phylum Cnidaria



Corynactis californica

Club-Tipped Anemone

Identification: Small colonial anemone with bulbous-tipped tentacles. Color of column varies from orange, white, red, purple, pink, to almost white.

Size: Diameter up to 2.5 cm

Occurrence: Widespread and abundant



Pachycerianthus fimbriatus

Tube Dwelling Anemone

Identification: Long, slender outer tentacles and shorter inner tentacles. Soft body protected by parchment-like tube. Tentacles may vary in color from tan, or orange to purple.

Size: Tube height to 30 cm, diameter to 4 cm

Occurrence: Widespread and common



Paracyathus stearnsi

Brown Cup Coral

Identification: Large, brown, solitary hard corals with long, semi-transparent tentacles.

Size: Diameter to 3 cm

Occurrence: Uncommon

Phylum Cnidaria



Astrangia lajollaensis

Aggregating Cup Coral

Identification: Small solitary hard corals forming large colonies. The stony cups are brownish-orange and tentacles are yellowish-orange.

Size: 1 cm in diameter

Occurrence: Widespread and common



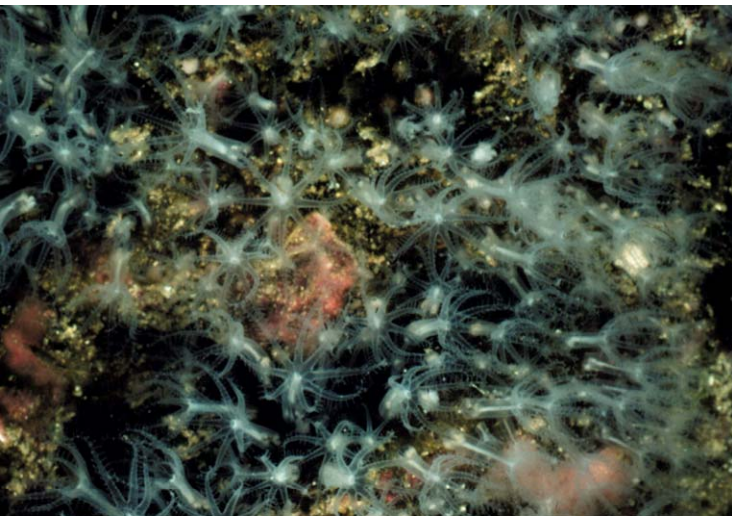
Balanophyllia elegans

Orange Cup Coral

Identification: Solitary orange cup-shaped hard coral with orange tentacles. Each tentacle has wart-like nodules.

Size: Diameter up to 2.5 cm

Habitat: Widespread and common



Alcyonium rudyi


Octocoral

Identification: A colonial soft coral that has cream to pink polyps each with eight branched tentacles.

Size: Polyps to 2.5 cm, colony diameter 5-50 cm

Occurrence: Uncommon

Phylum Cnidaria



Muricea californica

California Golden Gorgonian

Identification: Thick brown branches. Yellow polyps distinguish it from brown gorgonian.

Size: To about 1 meter

Occurrence: Locally abundant



Muricea fruticosa

Brown Gorgonian

Identification: Sea fan with thick brown to brownish-red branches and white polyps, usually in one plane.

Size: To about 1 meter

Occurrence: Locally common



Lophogorgia chilensis

Red Gorgonian

Identification: Sea fan with red branches and white polyps. Branches are not in a single plane.

Size: To about 1 meter

Occurrence: Locally common

Phylum Annelida



Cirriformia luxuriosa

Identification: Polychaete with long slender tentacles of reddish branchiae and orange-red tentacular filaments (dense cluster on dorsum). Few black spines from sides of body from middle to posterior end.

Size: To 15 cm

Occurrence: Uncommon



Dodecaceria fewkesi

Colonial Tube Worm

Identification: Calcareous tubes clustered into colonies with exposed dark brown to black tentacles.

Size: Length up to 4 cm, tube diameter up to 5 mm

Occurrence: Locally common



Phragmatopoma californica

Colonial Sand Tube Worm

Identification: Extensive colonies. Tubes constructed of cemented sand. Short lavender tentacles. Common in *Macrocystis* holdfasts.

Size: Tube diameter to 1 cm, colony diameter to 2 m

Occurrence: Widespread and abundant

Phylum Annelida



Diopatra ornata

Ornate Tube Worm

Identification: Tubes usually completely covered with attached pieces of shell, algae, or other debris. Common in sand or cobble.

Size: To 7 cm tall

Occurrence: Widespread and abundant



Salmacina tribranchiata

Fragile Tube Worm

Identification: Small whitish tubes that form tangled complex masses. Short red-orange tentacles.

Size: Tube diameter < 2 mm, colony diameter to 30cm

Occurrence: Uncommon



Pista elongata

Identification: Solitary tubes terminate in a globular shaped, reticulated network of fibers

Size: To 8 cm tall

Occurrence: Uncommon

Phylum Annelida



Eudistylia polymorpha

Feather Duster Worm

Identification: A solitary tube worm identified by its feathery plume of branched gills. Varies in color from tan to orange to purple. Will retract gills into tube rapidly if disturbed.

Size: Plume diameter to 5 cm

Occurrence: Locally abundant



Sabellid spp.

Identification: Worms in the family Sabellidae.

All species will retract into tubes when disturbed. Local species include *Myxicola infundibulum*, *Sabella crassicornis*, *Pseudopotamilla ocellata*, and *Bispira turneri*.

Size: Plume diameter to 3 cm

Occurrence: Widespread and common

Phylum Mollusca



Haliotis corrugata

Pink Abalone

Identification: Shell is thick and rounded with a scalloped edge and is usually heavily fouled. Two to four raised shell holes remain open. Tentacles are black and the epipodium is mottled black and white.

Size: To 25 cm

Occurrence: Uncommon

Phylum Mollusca



Haliotis rufescens

Red Abalone

Identification: Shell usually brick-red, occasionally with bands of green or white. Usually a black epipodium and tentacles but some have a barred black and cream pattern. Three to four of the holes are open.

Size: To 30 cm

Occurrence: Uncommon



Haliotis assimilis

Formerly *Haliotis kamtschatkana*

Threaded Abalone

Identification: Flat oblong shell with four to eight open holes that are slightly raised. Mottled pale yellow to dark brown epipodium with yellowish-brown, short and thin tentacles.

Size: To 18 cm

Occurrence: Rare



Megathura crenulata

Giant Keyhole Limpet

Identification: Mantle color varies from black to mottled gray and usually covers the entire shell. Shell has a large opening in the center.

Size: To 25 cm

Occurrence: Widespread and common

Phylum Mollusca



Megastraea undosa

Formerly *Lithopoma undosum*

Wavy Turban Snail

Identification: Heavily sculptured or low, spiral shell that is frequently covered with encrusting coralline algae.

Size: To 11 cm

Occurrence: Locally abundant



Serpulorbis squamigerus

Scaled Worm Snail

Identification: Shell is a partially coiled tube attached to substrates. No operculum. Usually occurs in aggregations.

Size: To 12 cm long, diameter to 1.5 cm

Occurrence: Uncommon



Cypraea spadicea

Chestnut Cowry

Identification: Smooth shell with a brown dorsal surface and white margins on the ventral side. Foot and mantle are orange-brown with dark spots.

Size: To 8 cm

Occurrence: Widespread and common

Phylum Mollusca



Norrisia norrisi

Norris' Top Snail

Identification: Red-brown flattened spiral shell with a bright red foot.

Size: 2-4 cm locally

Occurrence: Uncommon



Turban Snails

Formerly *Tegula* spp.

Identification: Shell is typically a smooth, rounded-conical shape. Shell color varies and is often covered by encrusting organisms. Foot with dark brown or black sides, white or cream color below. Includes species in the genera *Chlorostoma*, *Agathistoma*, and *Promartynia*.

Size: To 3 cm in diameter

Occurrence: Locally common



Pteropurpura trialata

Three-Winged Murex

Identification: Three distinctive wing-like processes protrude from the central shell, one on top and one to each side. Brown bands common on shell.

Size: 3-7 cm locally

Occurrence: Uncommon

Phylum Mollusca



Kelletia kelletia

Kellet's Whelk

Identification: White or gray, robust shell with heavy sculpturing crossed by thin spiral lines. Skin is yellow, mottled with black and white markings.

Size: To 18 cm

Occurrence: Locally abundant



Small whelk spp.

Identification: Category for small whelk shaped snails. May include juvenile *Kelletii* or other genera such as *Pteropurpura*.

Size: To 2.5 cm in diameter

Habitat: Locally common



Mitra idae

Ida's Miter

Identification: Dark brown, smooth shell covered with a black periostracum. The foot is white.

Size: To 8 cm in length

Occurrence: Uncommon

Phylum Mollusca



Conus californicus

California Cone Snail

Identification: Smooth, light brown shell with a transparent to white foot and a black proboscis.

Size: To 4 cm in length

Occurrence: Widespread and common



Aplysia californica

California Brown Sea Hare

Identification: Color varies from reddish to brownish, and/or greenish, overlaid with dark lines and spots.

Size: Can exceed 40 cm

Occurrence: Widespread and common



Aplysia vaccaria

California Black Sea Hare

Identification: Body dark reddish brown to black, with white speckled patches. Distinguished from *A. californica* by larger size.

Size: To 75 cm

Occurrence: Uncommon

Phylum Mollusca



Crassedoma giganteum

Formerly *Hinnites giganteus*

Rock Scallop

Identification: Orange mantle. Adults cemented to substrate and have thick valves with spines protruding from ribs.

Size: Shell diameter up to 20 cm

Occurrence: Widespread and common



Mytilus californianus

California Mussel

Identification: Shell thick, pointed at anterior end, broad at posterior, sculptured with strong radial ridges and irregular growth lines. Surface often eroded or worn. Blue-black in color.

Size: 5-10 cm

Occurrence: Locally abundant



Chaceia ovoidea

Wart-Neck Piddock

Identification: Boring clam, with distinct dark brown siphon which usually protrudes from rock 3-5 cm..

Size: To 12 cm in length

Occurrence: Widespread and abundant

Phylum Mollusca



Parapholas californica

Scaleside Piddock

Identification: Boring clam, with white siphon that usually has reddish-brown spots and blotches.

Size: Shell length up to 15 cm, siphon diameter 2-4 cm locally

Occurrence: Widespread and abundant



Pholad spp.

Identification: Only the siphons may be visible in this family of boring clams. May include juvenile *Parapholas californica*, juvenile *Chaceia ovoidea*, *Penitella* spp., and *Hiatella arctica*.

Size: Siphon diameter 1-2 cm

Occurrence: Locally common



Octopus spp.

Identification: Arms usually reach 3-5 times the length of the body. Color varies with background and mood. Local species include *O. bimaculoides* (featured here), *O. rubescens*, and *Enteroctopus dofleini*.

Size: Arm span up to 300 cm

Occurrence: Uncommon

Phylum Arthropoda




Tubicolous amphipod spp.

Identification: Colonies of small tube forming amphipods often intermixed with other small invertebrates and algae. Spongy texture. Color is usually dark brown to tan.

Size: 1-2 mm tube diameter

Occurrence: Locally common



Megabalanus californicus

Barnacle

Identification: This species is one of the most common and conspicuous of the many barnacles found locally. Longitudinal red and white striped plates protect the feeding tentacles and body. Often found in clusters.

Size: Basal diameter to 6 cm, height to 5 cm

Occurrence: Widespread and common



Panulirus interruptus

California Spiny Lobster

Identification: Large reddish brown decapod crustacean with long antennae covered with small sharp spines. Anterior portion of the thorax with sharp spines. Large spines on tail. Claws absent.

Size: To 60 cm

Occurrence: Widespread and common

Phylum Arthropoda



Loxorhynchus grandis

Sheep Crab

Identification: Large spider crab with robust, oval carapace covered with spines and tubercles. Males have larger chelipeds (claws) than females.

Size: Carapace to 25 cm in width, up to 1 m leg span

Occurrence: Widespread and common



Pugettia producta

Kelp Crab

Identification: Smooth carapace with yellowish brown to reddish coloring. Feeds on algae.

Size: Carapace to 9 cm in width

Occurrence: Widespread and common



Cancer spp.

Cancer Crab

Identification: Oval shaped carapace. Body and legs may be hairy or smooth. Local species include *C. antennarius*, *C. gracilis*, *C. productus*, and *C. anthonyi*.

Size: Carapace to 18 cm in width

Occurrence: Uncommon

Phylum Ectoprocta



Phidolopora labiata

Lattice-Work Bryozoan

Identification: Upright colonies form a mass of lattice-like structures, usually orange.

Size: Diameter to 20 cm, height to 10 cm

Occurrence: Uncommon



Bugula californica

Spiral Bryozoan

Identification: Colony composed of fronds that have spiral whorls of branches. White to orange in color.

Size: To 8 cm in height, diameter to 50 cm

Occurrence: Widespread and abundant



Bugula neritina

Identification: Bushy colonies of erect branching fronds, reddish brown or purple in color. Branches curve slightly inward toward central axis.

Size: To 15 cm in height, diameter to 20 cm

Occurrence: Widespread and common

Phylum Ectoprocta




Hipporina mexicana

Formerly *Hippodiplosia insculpta*
Southern Fluted Bryozoan

Identification: Colonies consist of erect, fan-like, curled folds. Color is typically light yellow to orange and tan.

Size: To 10 cm in height, diameter to 13 cm

Occurrence: Uncommon



Diaperoforma californica

Formerly *Diaperoecia californica*
Southern Staghorn Bryozoan

Identification: Colonies calcified in coral-like masses, with flattened branches. Color varies from light to dark yellow.

Size: Height to 10 cm, colony diameter to 30 cm

Occurrence: Widespread and abundant



Heteropora pacifica


Northern Staghorn Bryozoan

Identification: Calcified colonies often mistaken for coral because of their superficial resemblance. Cross sections of colony branches are round. Typically light yellow to cream in color.

Size: To 10 cm in height, colony diameter to 15 cm

Occurrence: Uncommon at mainland sites, common at island sites

Phylum Ectoprocta



Crisia occidentalis

White Tuft Bryozoans

Identification: White erect fragile colonies with a branching, bushy structure. Tubular zooids with round terminal apertures.

Size: To 3 cm in height

Occurrence: Widespread and abundant



Cellaria spp.

Identification: Dichotomous 'Y'-shaped branching pattern emphasized at tips. Long circular nodes. Dull white in color with dark joints. Local species include *C. difusa* and *C. madibulata*.

Size: To 8 cm in height, colony diameter to 30 cm

Occurrence: Uncommon



Thalamoporella californica

Identification: White to off-white colonies with many dichotomously branched projections and a basal crust.

Size: To 15 cm in height, colony diameter variable up to 2 m

Occurrence: Widespread and abundant

Phylum Ectoprocta



Celleporina robertsoniae

Formerly *Costazia robertsoniae*

Orange Bryozoan

Identification: Colonies formed of erect single or forked nodules. Often fuzzy in appearance. Color is typically orange to red-orange. Typically epiphytic.

Size: Height to 5 cm, colony diameter to 8 cm

Occurrence: Widespread and uncommon



Membranipora serrilamella

Encrusting Bryozoan

Identification: Small white zooids forming crustose colonies having a honeycomb appearance. Usually epiphytic. Seen here on *Macrocystis*.

Size: Variable

Occurrence: Widespread and abundant



Encrusting bryozoan spp.

Identification: Colonies can become one of the dominant species under kelp canopies and in low light areas under ledges and on walls. Color variable, requires a dissecting scope for species identification.

Size: Variable

Occurrence: Widespread and abundant

Phylum Echinodermata




Cucumaria miniata

Red Sea Cucumber

Identification: Bright orange cucumber with 10 branched tentacles and 5 rows of tube feet.

Size: To 25 cm in length

Occurrence: Uncommon



Cucumaria salma

Identification: Body salmon to orange color with 5 rows of tube feet. Tentacles black and goldish yellow, with white banding.

Size: To 15 cm in length

Occurrence: Locally common



Cucumaria piperata

Salt and Pepper Cucumber

Identification: Small cucumber with 10 branched tentacles. Usually white, with brown or black speckles.

Size: To 6 cm in length, 2-4 cm common locally

Occurrence: Widespread and common

Phylum Echinodermata



Eupentacta quinquesemita

White Sea Cucumber

Identification: Small white to cream colored sea cucumber. Cannot completely retract its rows of long tube feet.

Size: To 8 cm in length

Occurrence: Widespread and common



Pachythyone rubra

Identification: Small cucumber, with white to brown feeding tentacles. Body color varies, can be brown, white, or orange. Tube feet are scattered over entire body and can retract completely.

Size: To 5 cm in length, 1-3 cm common locally

Occurrence: Locally common



Lissothuria nutriens

Identification: Thick body wall without scales. Dorsal surface is orange to red in color. Flattened ventral side with three rows of tube feet and pale pink in color. Mouth and anus directed upward. 10 clear to pale orange branched tentacles.

Size: To 2 cm in length

Occurrence: Widespread and common

Phylum Echinodermata



Parastichopus californicus

California Sea Cucumber

Identification: Dark red, brown, or yellow sea cucumber has stiff, conical papillae. Tube feet only on ventral surface.

Size: To 40 cm in length

Occurrence: Locally uncommon



Parastichopus parvimensis

Warty Sea Cucumber

Identification: Brown to orange sea cucumber is covered with small black-tipped papillae or pseudospines. Tube feet located on ventral surface.

Size: To 25 cm in length

Occurrence: Widespread and abundant



Lytechinus anamesus

White Sea Urchin

Identification: Small sea urchin with sharp, short white spines. Test is usually white with dark blotches.

Size: To 8 cm test diameter, 2-4 cm common locally

Occurrence: Widespread and uncommon

Phylum Echinodermata



Strongylocentrotus purpuratus

Purple Sea Urchin

Identification: Medium sized sea urchin with short purple spines. Frequently bores depressions in rocks. Occasionally juveniles less than 2.5 cm have greenish-white spines.

Size: To 8 cm test diameter

Occurrence: Widespread and abundant



Strongylocentrotus franciscanus

Red Sea Urchin

Identification: Large urchin with sharp, long spines. Color ranges from red to dark reddish-purple to black.

Size: To 25 cm test diameter

Occurrence: Widespread and abundant



Patiria miniata

Formerly *Asterina miniata*

Bat Star

Identification: This webbed sea star varies greatly in color. Lacks pedicellariae or spines. Number of arms usually 5, but can be 4 to 9.

Size: To 20 cm in diameter

Occurrence: Widespread and abundant

Phylum Echinodermata



Pisaster brevispinus

Short Spined Sea Star

Identification: Five armed sea star. Pink to white in color. Short aboral spines.

Size: To 60 cm in diameter

Occurrence: Widespread and common



Pisaster giganteus

Giant Spined Sea Star

Identification: This sea star has long uniformly spaced spines with swollen tips. Each spine is surrounded by a blue circle.

Size: To 60 cm in diameter

Occurrence: Widespread and abundant



Pisaster ochraceus

Ochre Sea Star

Identification: Thick armed star with numerous small white spines on the aboral surface arranged in a reticular pattern. Color varies.

Size: To 35 cm in diameter

Occurrence: Widespread and common

Phylum Echinodermata



Dermasterias imbricata

Leather Star

Identification: This sea star feels smooth and almost leather-like.

Size: To 25 cm in diameter

Occurrence: Widespread and common



Orthasterias koehlerii

Rainbow Sea Star

Identification: Vivid color, ranging from pink with gray to bright red with yellow banding. Small disk with 5 slender arms.

Size: To 40 cm in diameter

Occurrence: Uncommon



Pycnopodia helianthoides


Sunflower Sea Star

Identification: Large sea star has 20 to 24 flexible arms. Juveniles have 5 arms. Color varies from purple to orange.

Size: To 90 cm in diameter

Occurrence: Widespread and common

Phylum Echinodermata



Ophiothrix spiculata

Spiny Brittle Star

Identification: Small brittle star with long, erect spines on the arms and disc. Often aggregates.

Size: To 30 cm in diameter, 10-20 common locally

Occurrence: Widespread and abundant



Ophioplocus esmarki

Smooth Brittle Star

Identification: Relatively smooth, with a large disc and short spines that can be folded against the arms. Color brown to gray-brown.

Size: To 15 cm in diameter

Occurrence: Widespread and common

Phylum Chordata



Styela montereyensis

Stalked Tunicate

Identification: Long stalked, solitary tunicate with longitudinal ridges. Color yellow to dark red-brown.

Size: To 25 cm in height

Occurrence: Widespread and abundant

Phylum Chordata




Chelyosoma productum

Disc-Top Tunicate

Identification: A small flat tunicate that occurs in colonies. Often covered with silt and difficult to see. It is usually a translucent brown and unlike most tunicates feels hard to the touch.

Size: Zooid diameter about 3 cm

Occurrence: Uncommon



Pycnoclavella stanleyi

Yellow Social Tunicate

Identification: Branchial baskets of expanded zooids in upright orange or gold striped projections.

Size: To 1 cm in height, 5-30 cm clumps

Occurrence: Locally uncommon



Euherdmania claviformis

Tunic-Band Compound Tunicate

Identification: This tunicate is found in clumps or colonies of elongate, almost transparent lobes. They are often covered in light sand or silt

Size: Commonly 1-4 cm in height in 5-10 cm clumps

Occurrence: Locally common

Phylum Chordata



Clavelina spp.

Light Bulb Tunicate

Identification: Grows in clusters. Pharynx contains two luminescent pink lines that resemble the glowing filaments of a light bulb.

Size: To 5 cm in height

Occurrence: Uncommon



Polyclinum planum

Elephant Ear Tunicate

Identification: Ear-like, lobed colony of zooids attached to substrate by slender stalk. Brown to yellow color.

Size: Diameter of lobe to 30 cm

Occurrence: Uncommon



Archidistoma psammion

Sand Tunicate

Identification: Colonies form flat slabs or oval lobes. Zooids arranged in circular systems. Test is firm and leathery. Color varies from dark brown to purple, maroon, gray, or whitish..

Size: Typically 1-2 cm thick and to 20 cm in diameter

Occurrence: Widespread and common

Phylum Chordata



Compound tunicate spp.

Identification: Smooth colonies with many small openings and a few larger apertures. Variable in color. Some of the local species that may fall in this category include *Didemnum* spp, *Botrylloides* spp, *Aplidium* spp, and *Cystodytes* spp.

Size: Irregular

Occurrence: Widespread and common

Family Myliobatidae



Myliobatis californica

Bat Ray

Identification: Thick bodied with large bulbous head, long pectoral fins, whip-like tail, and long venom injecting barb at base of tail.

Size: To 1.8 m wingspan

Occurrence: Uncommon

Family Squatinidae



Squatina californica


Pacific Angel Shark

Identification: Flattened body with blunt head and large pectoral fins. Rear body and base are tubular. Two dorsal fins near base of tail.

Size: To 1.5 m in length

Occurrence: Uncommon

Family Rhinobatidae



Rhinobatos productus

Shovelnose Guitarfish

RPRO

Identification: Brown to gray, sometimes lightly blotched. Distinctive long v-shaped head. Small spines along dorsal ridge and tail.

Size: To 1 m in length

Occurrence: Uncommon

Family Triakidae



Triakis semifasciata

Leopard Shark

Identification: Short, rounded snout and dark saddle blotches that run the length of the body.

Size: To 2 m in length

Occurrence: Uncommon

Family Heterodontidae



Heterodontus francisci

Horn Shark

Identification: Brown to gray in color with black spots. Both dorsal fins have a spine on the leading edge. Spiral egg casings.

Size: To 1 m in length, 30-50 cm common locally

Occurrence: Locally common

Family Scyliorhinidae



Cephaloscyllium ventriosum

Swell Shark

Identification: Dark spotted elongated body with flattened head. Two posterior dorsal fins.

Size: To 1.5 m, 40-70 cm common locally

Occurrence: Locally common

Family Paralichthyidae



Paralichthys californicus

California Halibut

Identification: Large mouth, upper jaw extends to or behind eye, and tail arched in middle with outer edges square cut.

Size: To 1.5 m in length

Occurrence: Widespread but uncommon



Citharichthys stigmaeus

Speckled Sand Dab

Identification: Speckles, often small blotches, and ventrally compressed.

Size: To 18 cm, 3-10 cm common locally

Occurrence: Widespread and abundant in sandy areas

Family Scorpaenidae



Scorpaena guttata

California Scorpionfish

Identification: Many spines, short barbels and skin flaps on head. Brown spots on head, body and fins.

Size: To 43 cm, locally 10-25 cm

Occurrence: Uncommon

Family Scorpaenidae



Sebastes atrovirens

Kelp Rockfish

Identification: No distinctive markings. Mottled shades of tan to brown to greenish brown. Can change color and markings with background.

Size: To 42 cm, 5-30 cm common locally

Occurrence: Widespread and abundant



Sebastes auriculatus

Brown Rockfish

Identification: Blotched shades of brown to tan. Pectoral and fore-dorsal fins pale coral to tan, distinguished from other mottled rockfish by a solid dark brown blotch or spot at the top rear of the gill cover

Size: To 45 cm, 10-30 cm common locally

Occurrence: Widespread and common



Sebastes carnatus

Gopher Rockfish

Identification: Three pale colored splotches on back that extend into dorsal spines. Two diagonal bands extend from lower eye, and pale blotches on dorsal spines

Size: To 40 cm, 5-30 cm common locally

Occurrence: Widespread and uncommon

Family Scorpaenidae



Sebastes paucispinis

Bocaccio

Identification: Elongated gray body often with spots as seen in juvenile pictured below left. Concave head, large mouth, maxilla extends beyond eye.

Size: To 90 cm, 5-15 cm common locally

Occurrence: Locally uncommon (juvenile) and rare (adult)




Sebastes serranoides

Olive Rockfish

Identification: Olive green with lighter coloring below lateral line and several pale spots below dorsal fin.

Size: To 60 cm, 5-35 cm common locally

Occurrence: Locally common



Sebastes serriceps

Treefish

Identification: Yellowish body with 5 to 6 black bars across back and base of tail. Two dark bands from eye to pectoral fin, with pink to red lips. Juveniles often have brighter coloring than adults.

Size: To 40 cm, 5-20 cm common locally

Occurrence: Locally uncommon

Family Scorpaenidae



Sebastes caurinus

Copper Rockfish

Identification: White belly, pale fins, and dark band that slopes downward from eye toward pectoral fin. White lateral line extending from dorsal fin toward tail.

Size: To 60cm, 20-25 cm common locally

Occurrence: Widespread but uncommon




Sebastes chrysomelas

Black and Yellow Rockfish

Identification: Two dark diagonal bands extend from lower eye. Bright yellow spots and blotches over dark under-color.

Size: To 40 cm, 5-25 cm common locally

Occurrence: Widespread and abundant



Sebastes mystinus

Blue Rockfish

Identification: Mottled Blue to Gray in color, juveniles with red coloration. Slightly projected jaw that extends to midpoint of eye, 2-4 curved bands around front of head.

Size: To 40 cm, 5-30 cm common locally

Occurrence: Common at island sites, uncommon along the mainland

Juvenile

Adult

Family Scorpaenidae



Sebastes miniatus

Vermilion Rockfish

Identification: Red mottled body coloration on gray skin background. Juveniles mottled and banded color not as bright as adults, speckled head.

Size: To 70 cm, 4-10 cm common locally

Occurrence: Widespread but uncommon (juveniles) to rare (adults)



Rockfish spp.

Young of year rockfish

Identification: Juvenile rockfish that are difficult to distinguish to species

Size: To 5 cm

Occurrence: Widespread and common

Family Malacanthidae



Caulolatilus princeps

Ocean Whitefish

Identification: Elongate compressed sliver blue body with small terminal mouth. Fins often yellowish and may have bluish stripes.

Size: To 50 cm

Occurrence: Uncommon

Family Hexagrammidae




Hexagrammos decagrammus

Kelp Greenling

Identification: Male: (above) Blue irregular spots outlined by small dark spots on head and forebody and a pair of cirri above eyes. Female: (below) Speckled with red-brown to gold over a pale under-color.

Size: To 60 cm, 15-40 cm common locally

Occurrence: Locally uncommon



Ophiodon elongatus

Lingcod

Identification: Single, whitish lateral line, large mouth and prominent canine teeth. Long, even spinous dorsal fin separated by a notch before soft rear dorsal fin.

Size: To 1.5 m, 20-60 cm common locally

Occurrence: Locally common



Oxylebius pictus

Painted Greenling

Identification: Pointed snout with 5-6 dark bands encircling fins and body. Two pairs of cirri, males can be almost black during winter mating season

Size: To 25 cm, 10-20 cm common locally

Occurrence: Widespread and abundant

Family Cottidae



Leiocottus hirundo

Lavender Sculpin

Identification: Slender, tapered elongated body. First two extremely long dorsal fin spines form a spike-like projection, and red to blue spots on spines of dorsal fins aligned diagonally.

Size: To 25 cm

Occurrence: Locally common



Cottid spp.

Sculpin

Identification: Tapered tubular body, large boney head, obvious scales. Large pectoral fins.

Common genera: *Orthonopias* and *Artedius*

Size: To 10 cm

Occurrence: Widespread and abundant



Scorpaenichthys marmoratus

Cabezon

Identification: Bulbous head and stout body with prominent fleshy cirrus above each eye.

Size: To 1 m, 20-40 cm common locally

Occurrence: Widespread and common

Family Percichthyidae



Stereolepis gigas

Giant Sea Bass

Identification: Large mouth, bulky body, low profile foredorsal fin, tall soft dorsal, and sizable black spots.

Size: To 2.3 m

Occurrence: Rare

Family Serranidae



Paralabrax clathratus

Kelp Bass

Identification: Square cut tail, first two spines of fore dorsal fin short, and large, pale blotches on back.

Size: To 72 cm, 20-40 cm common locally

Occurrence: Widespread and abundant



Paralabrax nebulifer

Barred Sand Bass

Identification: Square cut tail, dusky bars on side, and third fore dorsal spine distinctly longer.

Size: To 66 cm

Occurrence: Widespread and common

Family Kyphosidae



Girella nigricans

Opaleye

Identification: Dull green, thick, body with one to three white spots on back, and bright blue to blue-green eyes.

Size: To 66 cm, 30-45 cm common locally

Occurrence: Widespread and common



Medialuna californiensis

Halfmoon

Identification: Silver blue compressed body. Darker coloring on back graduating to pale shades on sides and belly. Dusky spot on upper posterior portion of gill cover.

Size: To 45 cm, 15-25 cm common locally

Occurrence: Locally common

Family Haemulidae



Anisotremus davidsonii

Sargo

Identification: Silver with single black vertical bar from base of anterior dorsal fin to level of pectoral fin

Size: To 50 cm

Occurrence: Locally uncommon

Family Embiotocidae



Brachyistius frenatus

Kelp Surfperch

Identification: Thin body, dark areas on scales that form stripes above mid-lateral line, concave head above eyes, and snout pointed upward due to prominent lower jaw.

Size: To 22 cm, 8-15 cm common locally

Occurrence: Widespread and common in kelp canopy




Cymatogaster aggregata

Shiner Surfperch

Identification: Black spots on scales form thin stripes on sides. Usually two or three yellow to yellowish bars on sides.

Size: To 15 cm, 8-10 cm common locally

Occurrence: Locally uncommon



Phanerodon furcatus

White Surfperch

Identification: Thin, football-shaped silverish white body with deeply forked tail, and black line at base of dorsal fin.

Size: To 32 cm, 10-20 cm common locally

Occurrence: Widespread and common

Family Embiotocidae



Embiotoca jacksoni

Black Surfperch

Identification: Large lips, mustache, blue stripe on anal fin. Compressed body with numerous dusky vertical bars.

Size: To 40 cm, 10-30 cm common locally

Occurrence: Widespread and abundant



Embiotoca lateralis

Striped Surfperch

Identification: Thin, football-shaped body and several narrow, iridescent blue lateral stripes separated by wider orange to copper colored stripes.

Size: To 38 cm

Occurrence: Widespread and Common



Hypsurus caryi

Rainbow Surfperch

Identification: Compressed body with a flat abdomen and vertical bars shaded orange. Black spot on upper corner of mouth.

Size: To 30 cm, 10-20 cm common locally

Occurrence: Widespread and Common

Family Embiotocidae



Rhacochilus vacca

Formerly *Damalichthys vacca*

Pile Surfperch

Identification: Compressed silver green body, deeply forked tail, dark vertical bar below anterior portion of soft dorsal fin, and a black spot behind corner of mouth.

Size: To 44 cm, 15-25 cm common locally

Occurrence: Widespread and common



Rhacochilus toxotes

Rubberlip Surfperch

Identification: Large, fat lips with white to pink tint. Deep compressed body with dark vertical bar posterior of mid section. Spiny posterior dorsal fin shorter than anterior soft dorsal fin.

Size: To 47 cm, 25-35 cm common locally

Occurrence: Widespread and common



Hyperprosopon argenteum

Walleye Surfperch

Identification: Large eyes on a deep compressed body with a black edged ventral fin. Occasionally displays dusky barring.

Size: To 25 cm, 10-16 cm common locally

Habitat: Locally uncommon to rare

Family Pomacentridae



Chromis punctipinnis

Blacksmith

Identification: Damsel fish with blue bordered caudal, anal and dorsal fins. Black spots on scales scattered from mid-body to tail.

Size: To 30 cm, 8-20 cm common locally

Occurrence: Widespread and abundant



Hypsypops rubicundus

Garibaldi

Identification: Compressed oval-shaped damsel fish with deeply notched tail between two rounded lobes. Body, bright orange. Juveniles with blue spots

Size: To 36 cm

Occurrence: Widespread and common

Family Labridae



Halichoeres semicinctus

Rock Wrasse

Identification: Red eye distinguishes this species from *Oxyjulis*. Males with dark bar behind pectoral fin. Females with dark areas on scales. Juveniles with longitudinal white stripes and black spots, orange/gold in color.

Size: To 38 cm

Occurrence: Widespread and common at island reefs uncommon along mainland reefs

Family Labridae



Semicossyphus pulcher

California Sheephead

Identification: Juvenile: Red orange body with white lateral stripe. Black spots on posterior dorsal, anal and caudal fins. Adult: Wide compressed body with white chin and protruding teeth Females smaller than males with more uniform reddish pink coloration. Males with dark head and rear, Bulbous lump on nape with blunt head.

Size: To 90 cm, 20-40 cm common locally

Occurrence: Widespread and abundant



Oxyjulis californica

Senorita

Identification: White belly, sharp canine teeth that typically protrude from mouth, yellow to orange in color, and large black spot on tail base.

Size: To 25 cm, 10-20 cm common locally

Occurrence: Widespread and abundant

Family Clinidae



Heterostichus rostratus

Giant Kelpfish

Identification: Forked tail and an elongated head with a upturned, pointed snout. Varies color to match habitat

Size: To 61 cm, 15-30 cm common locally

Occurrence: Widespread and common



Neoclinus blanchardi

Sarcastic Fringehead

Identification: Large mouth with jaws extending almost to gill openings, two blue spines with yellow spots on anterior dorsal fin, and cirri above eyes.

Size: To 30 cm

Occurrence: Widespread but uncommon



Alloclinus holderi

Island Kelpfish

Identification: Pale spot extending from cheek lower rear quarter of eye, raised rear dorsal fin, pale spots cover body, a row of dark blotches on upper body, and long pectoral fins.

Size: To 10 cm

Occurrence: Widespread and common at island reefs, rare at the mainland reefs

Family Clinidae



Gibbonsia spp.


Crevice Kelpfish

Identification: Rounded tail fin, short pectoral fins, soft rays of rear dorsal fin are spaced more widely towards rear, and a single row of spots along upper side. The four species of *Gibbonsia* in our area are: *G. metzi*, *G. elegans*, *G. montereyensis*, and *G. erythra*. They are difficult to distinguish without a microscope.

Size: To 15 cm

Occurrence: Widespread and common

Family Gobiidae



Rhinogobiops nicholsii

Formerly: *Coryphopterus nicholsii*

Blackeye Goby

Identification: Dark to pale tan, black eye, and black edge on anterior dorsal fin.

Size: To 15 cm

Occurrence: Widespread and abundant



Lythrypnus dalli

Bluebanded Goby

Identification: Bright red with four to nine bright vertical blue bars and a tall anterior dorsal fin.

Size: To 6 cm

Occurrence: Common at island reefs, rare at mainland reefs

Family Syngnathidae



Syngnathus spp.

Pipefish

Identification: Green to brown in color, underside often white. Long trumpet-like snout, small fan-shaped tail. Of the six species that occur in the area, only *S. leptorhynchus* (Bay Pipefish – pictured here) and *S. californiensis* (Kelp Pipefish) are commonly seen.

Size: To 50 cm

Occurrence: Uncommon

Family Aulorhynchidae



Magnified view

Aulorhynchus flavidus

Tube-Snout

Identification: Elongate body and snout with a forked tail. Quick and often aggregated, compared to more solitary, slow moving pipefish which has a rounded caudal fin and body rings.

Size: To 18 cm

Occurrence: Locally common

Phylum Chordata



Enhydra lutris

Sea Otter

Identification: Thick fur, dark brown, with head and back of neck a yellow to grayish color, fairly short tail, webbed feet, flipper-like hind feet.

Size: To 1.5 m

Occurrence: Seasonally common at Northern sites

Ron McPeak



Zalophus californianus

Sea Lion

Identification: External ear flaps, large flippers, males develop sagittal crest on top of skull.

Size: To 2.1 m

Occurrence: Abundant and widespread



Phoca vitulina

Harbor Seal

Identification: Spotted coats from silver-gray to dark brown or black, no external ear flaps, small flippers.

Size: To 1.9 m

Occurrence: Abundant and widespread

Phylum Chordata



Tursiops truncatus

Bottlenose Dolphin

Identification: Dark cape often on head and back, well defined and short beak, transverse groove between forehead and snout, broad-based and falcate dorsal fin near center of back.

Size: To 3.7 m

Occurrence: Common and widespread

<http://swfsc.nmfs.noaa.gov/PRD/>



Delphinus delphis

Common Dolphin

Identification: Fusiform and slender, sides marked with hourglass or crisscross pattern, well defined long beak with white tip, 1+ dark stripes from center of lower jaw to flipper, dorsal fin nearly triangular to falcate.

Size: To 2.6 m

Occurrence: Common offshore of the kelp beds



Eschrichtius robustus

Gray Whale

Identification: Mottled gray, short baleen plates, narrowly triangular head, paired blowholes, 2-5 deep lengthwise throat grooves, low hump 2/3 way down the back followed by serrated ridge, no ventral grooves.

Size: To 14 m

Occurrence: Common seasonally

INDEX TO SCIENTIFIC NAMES

- A**
Abietinaria spp.20
Acanthancora cyanocrypta19
Acrosorium ciliolatum14
Acrosorium uncinatum14
Aglaophenia spp.19
Ahnfeltiopsis leptophyllus11
Ahnfeltiopsis linearis11
Alcyonium rudyi24
Alloclinus holderi68
Anisotremus davidsonii 62
Anthopleura artemisia22
Anthopleuran sola 21
Anthopleura xanthogrammica22
Aplidium spp.51
Aplysia californica33
Aplysia vaccaria33
Archidistoma spp.50
Artedius spp.60
Astrangia lajollaensis24
Aulorhynchus flavidus70
- B**
Balanophyllia elegans24
Bispira turneri28
Bosniella orbigniana8
Botrylloides spp.51
Botryocladia pseudodichotoma ..12
Botryoglossum farlowianum 15
Brachyistius frenatus 63
Bugula californica38
Bugula neritina38
- C**
Calliarthron cheilosporioides8
Callophyllis flabellulata10
Cancer spp.37
Caulolatilus princeps58
Cellaporina robertsoniae41
Cellaria spp.40
Cephaloscyllium ventriosum53
Ceramium spp.15
Chaceia ovoidea34
Chelyosoma productum49
Chondracanthus spp.....11
Chondracanthus spinosa12
Chromis punctipinnis66
Cirriiformia luxuriosa26
Citharichthys stigmaeus54
Cladophora graminea 1
Clavelina spp.50
Codium fragile1
Colpomenia spp..... 2
Conus californicus33
Corallina chillensis8
Corallina officinalis8
Corynactis californica23
Costazia spp. 41
- Cottid* spp.60
Crassedoma giganteum34
Crisia occidentalis40
Cryptopleura farlowianum15
Cryptopleura ruprechtiana15
Cryptopleura spp.14
Cucumaria miniata42
Cucumaria piperata42
Cucumaria salma42
Cymatogaster aggregate63
Cypraea spadicea30
Cystodytes spp.51
Cystoseira osmundaceae5
- D**
Delphinus delphis72
Dermasterias imbricata47
Desmarestia ligulata3
Diaperoecia californica39
Dictyopteris undulata3
Dictyota spp.2
Didemnum spp.51
Diopatra ornata27
Dodecaceria fewkesi26
- E**
Ectocarpus spp.2
Egregia menziesii5
Eisenia arborea4
Embiotoca jacksoni64
Embiotoca lateralis64
Enhydra lutris71
Enteromorpha spp.1
Eschrichtius robustus72
Eudistylia polymorpha28
Euherdmania claviformis49
Eupentacta quinquesemita43
- G**
Gelidium robustum6
Gibbonsia spp.69
Giffordia spp.2
Gigartina spinosa12
Gigartina spp.11
Girella nigricans62
Gracilaria spp.10
Gymnogongrus chiton11
Gymnogongrus spp.11
- H**
Halichoeres semicinctus66
Haliotis assimilis29
Haliotis corrugata28
Haliotis rufescens29
Halosaccion glandiforme12
Halymenia spp.9
Heterodontus francisci53
Heteropora pacifica39
- Heterostichus rostratus* 68
Hexagrammos decagrammus 59
Hiatella arctica 35
Hincksia spp. 2
Hinnites giganteus 34
Hippodiplosia insculpta 39
Hipporina mexicana 39
Hymenamphiastra cyanocrypta . 19
Hyperprosopon argenteum 65
Hypsurus caryi 64
Hypsypops rubicundus 66
- K**
Kelletia kelletii 32
- L**
Laminaria farlowii 4
Laurencia spectabilis 16
Laurencia spp. 16
Leiocottus hirundo 60
Leucilla nuttingi 18
Lissothuria nutriens 43
Lithopoma undosum 30
Lithothrix spp. 7
Lophogorgia chilensis 25
Loxorhynchus grandis 37
Lytechinus anamesus 44
Lythrypnus dalli 69
- M**
Macrocystis pyrifera 5
Mazzaella californica 11
Medialuna californiensis 62
Megabalanus californicus 36
Megastraea undosa 30
Megathura crenulata 29
Membranipora serrilamella 41
Microcladia spp. 13
Mitra idae 32
Muricea californica 25
Muricea fruticosa 25
Myliobatis californica 52
Mytilus californianus 34
Myxicola infundibulum 28
- N**
Neoclinus blanchardi 68
Neoptilota spp. 13
Nienburgia andersoniana 14
Norrisia norrisi 31
- O**
Obelia spp. 20
Octopus spp. 35
Ophiodon elongates 59
Ophioplocus esmarki 48
Ophiothrix spiculata 48
Orthasterias koehlerii 47

| | | | | | |
|---|----|---|----|---|----|
| <i>Orthonopias</i> spp. | 60 | <i>Prionitis</i> spp. | 9 | <i>Sebastes miniatus</i> | 58 |
| <i>Osmundea spectabilis</i> | 16 | <i>Prionitis lanceolata</i> | 9 | <i>Sebastes mystinus</i> | 57 |
| <i>Oxyjulius californica</i> | 67 | <i>Pseudopotamilla ocellata</i> | 28 | <i>Sebastes paucispinis</i> | 56 |
| <i>Oxylebius pictus</i> | 59 | <i>Pteropurpura trialata</i> | 31 | <i>Sebastes serranoides</i> | 56 |
| P | | <i>Pterosiphonia</i> spp. | 15 | <i>Sebastes serriceps</i> | 56 |
| <i>Pachycerianthus fimbriatus</i> | 23 | <i>Pterygophora californica</i> | 4 | <i>Semicossyphus pulcher</i> | 67 |
| <i>Pachythyone rubra</i> | 43 | <i>Ptilota</i> spp. | 13 | <i>Serpulorbis squamigerus</i> | 30 |
| <i>Panulirus interruptus</i> | 36 | <i>Pugettia producta</i> | 37 | <i>Sphaciospongia confoederata</i> | 18 |
| <i>Paracatharus stearnsi</i> | 23 | <i>Pychnoclavella stanleyi</i> | 49 | <i>Squatina californica</i> | 52 |
| <i>Paralabrax clathratus</i> | 61 | <i>Pycnopodia helianthoides</i> | 47 | <i>Stenogramma interrupta</i> | 11 |
| <i>Paralabrax nebulifer</i> | 61 | R | | <i>Stereolepis gigas</i> | 61 |
| <i>Paralichthys californicus</i> | 54 | <i>Rhacochilus toxotes</i> | 65 | <i>Strongylocentrotus franciscanus</i> .. | 45 |
| <i>Parapholas californica</i> | 35 | <i>Rhacochilus vacca</i> | 65 | <i>Strongylocentrotus purpuratus</i> .. | 45 |
| <i>Parastichopus californicus</i> | 44 | <i>Rhinobatus productus</i> | 52 | <i>Stylela montereyensis</i> | 48 |
| <i>Parastichopus parvimensis</i> | 44 | <i>Rhinogobiops nicholsii</i> | 69 | <i>Syngnathus</i> spp. | 70 |
| <i>Patiria miniata</i> | 45 | <i>Rhodoptilum</i> spp. | 13 | | |
| <i>Penitella</i> spp. | 35 | <i>Rhodymenia</i> spp. | 12 | T | |
| <i>Phanerodon furcatus</i> | 63 | | | <i>Taonia lennebackerae</i> | 3 |
| <i>Phidolopora labiata</i> | 38 | S | | <i>Tegula</i> spp. | 31 |
| <i>Phoca vitulina</i> | 71 | <i>Sabella crassicornis</i> | 28 | <i>Tethya aurantia</i> | 18 |
| <i>Pholad</i> spp. | 35 | <i>Sabellid</i> spp. | 28 | <i>Tethya californiana</i> | 18 |
| <i>Phragmatopoma californica</i> | 26 | <i>Salmacina tribranchiata</i> | 27 | <i>Thalamoporella californica</i> | 40 |
| <i>Phycodrys setchellii</i> | 13 | <i>Sarcoditheca furcata</i> | 10 | <i>Tiffaniella</i> spp. | 15 |
| <i>Phyllactis</i> spp. | 22 | <i>Sarcoditheca gaudichaudii</i> | 10 | <i>Triakis semifasciata</i> | 53 |
| <i>Phyllospadix torreyi</i> | 17 | <i>Sargassum muticum</i> | 6 | <i>Tubicolous amphipod</i> spp. | 37 |
| <i>Pisaster brevispinus</i> | 46 | <i>Schizymenia</i> spp. | 9 | <i>Tursiops truncatus</i> | 72 |
| <i>Pisaster giganteus</i> | 46 | <i>Scinaia confusa</i> | 6 | U | |
| <i>Pisaster ochraceus</i> | 46 | <i>Scorpaena guttata</i> | 54 | <i>Ulvacea</i> | 1 |
| <i>Pista elongata</i> | 27 | <i>Scorpaenichthys marmoratus</i> | 60 | <i>Urticina lofotensis</i> | 21 |
| <i>Plocamium</i> spp. | 13 | <i>Sebastes atrovirens</i> | 55 | <i>Urticina piscivora</i> | 21 |
| <i>Plumularia</i> spp. | 20 | <i>Sebastes auriculatus</i> | 55 | | |
| <i>Polyclinum planum</i> | 50 | <i>Sebastes carnatus</i> | 55 | Z | |
| <i>Polyneura latissima</i> | 13 | <i>Sebastes caurinus</i> | 57 | <i>Zalophus californicus</i> | 71 |
| <i>Polysiphonia</i> spp. | 15 | <i>Sebastes chrysomelas</i> | 57 | <i>Zostera marina</i> | 17 |

INDEX TO COMMON NAMES

| | | | | | |
|---------------------------------|----|-----------------------------------|----|-------------------------------|----|
| A | | Blue-banded goby | 69 | Cancer crab | 37 |
| Acid weed | 3 | Boccaccio | 56 | Chestnut cowry | 30 |
| Agarweed | 6 | Bottlenose dolphin | 72 | Club-tipped anemone | 23 |
| Aggregating anemone | 21 | Brittle star | 48 | Coarse sea fir hydroid | 20 |
| Aggregating cup coral | 24 | Brown cup coral | 23 | Cobalt sponge | 19 |
| Amphipod tube mat | 36 | Brown gorgonian | 25 | Colonial sand tube worm | 26 |
| B | | Brown rockfish | 55 | Colonial tube worm | 26 |
| Barnacle | 36 | C | | Common dolphin | 72 |
| Barred sandbass | 61 | Cabezon | 60 | Compound tunicate spp. | 51 |
| Bat ray | 52 | California black sea hare | 33 | Copper rockfish | 57 |
| Bat star | 45 | California brown sea hare | 33 | Crevice kelpfish | 69 |
| Benthic diatoms | 16 | California cone snail | 33 | D | |
| Black and yellow rockfish | 57 | California sea cucumber | 44 | Dead man's fingers | 1 |
| Black surfperch | 64 | California golden gorgonian | 25 | Diatom mat | 16 |
| Blackeye goby | 69 | California halibut | 54 | Disc-top tunicate | 49 |
| Blacksmith | 66 | California mussel | 34 | E | |
| Bladder chain kelp | 5 | California scorpionfish | 54 | Eel grass | 17 |
| Blady red spp. | 9 | California sheephead | 67 | Elephant ear tunicate | 50 |
| Blue rockfish | 57 | California spiny lobster | 36 | | |

Encrusting bryozoan spp.41
 Encrusting coralline spp.7
 Encrusting red algae spp.7
 Encrusting sponge spp.19

F

Feather boa kelp5
 Feather duster worm28
 Fish eating anemone21
 Filamentous brown spp.2
 Filamentous red spp.15
 Filiform red spp.13
 Fragile tube worm27

G

Garibaldi66
 Giant green anemone22
 Giant kelp5
 Giant kelpfish68
 Giant keyhole limpet29
 Giant sea bass61
 Giant spined sea star46
 Gopher rockfish55
 Grape tongue15
 Gray whale72
 Grey moon sponge19

H

Halfmoon62
 Harbor seal71
 Horn shark53
 Hydroid20

I

Ida's miter32
 Island kelpfish68

K

Kellett's welk32
 Kelp5
 Kelp bass61
 Kelp crab37
 Kelp greenling59
 Kelp rockfish55
 Kelp surfperch63
 Kelpfish68

L

Lattice-work bryozoan38
 Lavender sculpin60
 Leather star47
 Leopard shark53
 Light bulb tunicate50
 Lingcod59

M

Moon sponge18
 Moonglow anemone22

N

Norris's topsnail31
 Northern staghorn bryozoan39

O

Oar weed4
 Ocean whitefish58
 Ochre sea star46
 Octocoral24
 Octopus35
 Olive rockfish56
 Opaleye62
 Orange bryozoan41
 Orange cup coral24
 Orange puffball sponge18
 Ornate tube worm27
 Ostrich-plume hydroid19

P

Pacific angel shark52
 Painted greenling59
 Palm kelp4
 Pile surfperch65
 Pink abalone28
 Pink feather coralline8
 Pipefish70
 Purple urchin45

R

Rainbow sea star47
 Rainbow surfperch64
 Red abalone29
 Red sea cucumber42
 Red turf spp.15
 Red gorgonian25
 Red urchin45
 Rock scallop34
 Rock wrasse66
 Rockfish spp.58
 Rubberlip surfperch65

S

Sabellid worm28
 Salt and pepper cucumber42
 Sand anemone22
 Sand tunicate50
 Sarcastic fringehead68
 Sargo62
 Scaled worm snail30
 Scaleside piddock35
 Sculpin60
 Sea hare33

Sea lettuce 1
 Sea lion 71
 Sea nipples 12
 Sea otter 71
 Senorita 67
 Sheep crab 37
 Shiner surfperch 63
 Short spined sea star 46
 Shovelnose guitarfish 52
 Small kelletia-like species 32
 Smooth brittle star 48
 Southern flouted bryozoan 39
 Southern sea palm 4
 Southern staghorn bryozoan 39
 Speckled sanddab 54
 Spiny brittle star 48
 Spiral bryozoan 38
 Staghorn bryozoan 39
 Stalked tunicate 48
 Stone hair 7
 Striped surfperch 64
 Sunflower sea star 47
 Surfgrass 17
 Swell shark 53

T

Threaded abalone 29
 Three-winged murex 31
 Treefish 56
 Tube dwelling anemone 23
 Tube-snout 70
 Tunic-band compound tunicate 49
 Turban snails 31

U

Urn sponge 18

V

Vermilion rockfish 58

W

Walleye surfperch 65
 Wart-neck piddock 34
 Warty sea cucumber 44
 Wavy turban snail 30
 White sea cucumber 43
 White-spotted rose anemone 21
 White surfperch 63
 White tuft bryozoans 40
 White urchin 44
 Wine-glass hydroid 20
 Wireweed 6

Y

Yellow social tunicate 49
 Young of year rockfish 58